

DELHI TRANSCO LIMITED
STATE LOAD DESPATCH CENTRE

Regd. Office : Delhi Transco Ltd., Shakti Sadan, Kotla Marg, New Delhi - 110002

Office of Dy. G. M. (SO)
33kV Sub-Station Building,
Minto Raod, New Delhi -02
Phone No:23221175

Fax No.23221012, 23221059

No. F.DTL/207/20010-11/DGM(SO)/

Dated 07.05.2012

TO,

- 1 G. Manager (Commercial)NTPC, Noida (Fax No. : 95120-2410056)
- 2 G. Manager (BTPS), (Fax No. : 95120-2410056)
- 3 Managing Director (IPGCL)
- 4 Managing Director (PPCL)
- 5 CEO, BSES Rajdhani Power Ltd,BSEB Bhavan, N Delhi-19
- 6 CEO, BSES Yamuna Power Ltd, Shakti Kiran Bldg, N. Delhi-92
- 7 CEO, NDPL, Kingsway Camp, N Delhi-09
- 8 Sh. Sunil Kakkar, DGM(PMG), BSES Yamuna Power Ltd, 2nd Floor,Shakti sadan Bldg.
Karkarduma, Delhi-110092
- 9 Sh. Sanjay Srivastav, DGM(PMG), BSES Rajdhani Power Ltd, 3rd Floor
Bldg. No.20, Nehru Place, New Delhi-110019
- 10 Director (Commercial), NDMC, Palika Kendra, N Delhi-01
- 11 G.E.(U),Electric Supply,Kotwali Road,Near Gopinath Bazar,Delhi Cantt., N.Delhi
- 12 SE (Commercial), NRPC
- 13 The Secretary, DERC

Sub.: Final Intra-State ABT based Energy Account for the month of MAR 2011

Sir,

Please find herewith the Final Intra-State ABT based Energy Accounts for the month of MAR 2011.
The energy accounts contain the following

- | | |
|------------|--|
| Annexure-1 | Availability of generating stations within Delhi. |
| Annexure-2 | Plant availability factor monthly of BTPS Generating station(PAFM) . |
| Annexure-3 | PLF based on scheduled generation of generating stations within Delhi |
| Annexure-4 | Monthly & Cumulative weighted average entitlement of Distribution licensees |
| Annexure-5 | Energy scheduled to Distribution licensees from generating stations within Delhi |
| Annexure-6 | Details of Open Cycle operation of G.T.Stations in Delhi (PPCL & IPGCL) |
| Annexure-7 | Incentive energy booked to Distribution Licensees from generating stations within Delhi. |


As per the decision taken in commercial sub committie meeting held on dated 25.10.2010.
Provisional energy accounts has been finalized ,on the basis of UI bills issued .

The Accounts are posted in SLDC website also.

This is for your information and further necessary action please.

Encl: As above

Yours faithfully,



Dy. General Manager(System Operation)


Copy for kind information:

DGM(T) TO DIR (OPERATION)
G.M.(O&M),DTL
G.M.(SLDC)
G.M.(DPPG.)
D.G.M.(SCADA)

DELHI TRANSCO LIMITED
State Load Despatch Centre
Final Energy Accounts for the month of MAR'11

A Details of Availability of Generating Station with in Delhi

Stations	Period	Monthly Availability in %	Cumulative Availability in %
RPH	Apr'10	65.72	65.72
	May'10	48.55	57.00
	June'10	49.38	54.49
	July'10	78.26	60.53
	Aug'10	88.29	66.15
	Sept'10	77.31	67.98
	Oct'10	87.66	70.83
	Nov'10	87.04	72.82
	Dec'10	76.96	73.29
	Jan'11	91.55	75.14
	Feb'11	73.22	74.98
	Mar'11	86.78	75.98
	GT	Apr'10	66.84
May'10		71.45	69.18
June'10		83.41	73.87
July'10		82.98	76.19
Aug'10		87.93	78.57
Sept'10		89.58	80.37
Oct'10		86.78	81.30
Nov'10		90.18	82.39
Dec'10		91.75	83.45
Jan'11		87.73	83.88
Feb'11		72.76	82.95
Mar'11		70.75	81.91
PPCL		Apr'10	88.59
	May'10	88.67	88.63
	June'10	89.05	88.77
	July'10	88.84	88.79
	Aug'10	92.04	89.45
	Sept'10	93.32	90.08
	Oct'10	74.04	87.76
	Nov'10	88.82	87.89
	Dec'10	96.76	88.89
	Jan'11	99.45	89.96
	Feb'11	100.35	90.83
	Mar'11	37.70	86.32




MANAGER(SO/EA)

DELHI TRANSCO LIMITED
State Load Despatch Centre
Final Energy Accounts for the month of MAR'11

Details of Plant Availability Factor of BTPS Generating Station as per Regulation dated 19.01.09

Stations	Period	PAFM	PAFY
		in %	in %
BTPS	Apr'10	89.94	89.94
	May'10	76.31	83.01
	June'10	92.00	85.98
	July'10	71.64	84.04
	Aug'10	73.49	79.36
	Sept'10	101.11	86.02
	Oct'10	91.50	85.86
	Nov'10	100.45	85.06
	Dec'10	87.37	86.33
	Jan'11	90.01	85.76
	Feb'11	97.42	88.03
	Mar'11	94.61	88.31

The PAFM & PAFY shall be calculated with the following formula as per Regulation 2009-14 dated 19.01.2009

$$\text{PAFM or PAFY} = \frac{10000 \times \sum_{i=1}^N \text{Dci} \times \{N \times \text{IC} \times (100 - \text{Aux})\}}{N} \%$$

AUX = Normative Auxiliary Energy Consumption in %


Dci = Average Declared Capacity (in Ex-bus MW),

IC = Installed Capacity (in MW) of the Generating station

N = Number of days during the period i.e. month or the year as the case may be.

PAFM = Plant Availability factor Achieved during the month in %

PAFY = Plant Availability factor Achieved during the Year in %





MANAGER(SO/EA)

DELHI TRANSCO LIMITED
State Load Despatch Centre
Final Energy Accounts for the month of MAR'11

B Details of PLF based on scheduled Generation of Generating Stations with in Delhi

Stations	Period	Monthly PLF in %	Cumulative PLF in %
RPH	Apr'10	65.48	65.48
	May'10	48.35	56.77
	June'10	49.16	54.26
	July'10	75.91	59.76
	Aug'10	82.01	64.27
	Sept'10	26.11	58.01
	Oct'10	31.05	54.11
	Nov'10	87.04	58.16
	Dec'10	76.96	60.28
	Jan'11	91.55	63.44
	FEB'11	73.22	64.26
	Mar'11	86.78	66.18
	GT	Apr'10	64.32
May'10		63.36	63.83
June'10		67.90	65.17
July'10		50.89	61.54
Aug'10		41.10	57.40
Sept'10		40.33	54.60
Oct'10		67.89	56.53
Nov'10		32.23	53.54
Dec'10		82.45	56.80
Jan'11		64.85	57.61
FEB'11		57.32	57.59
Mar'11		56.61	57.51
PPCL		Apr'10	88.50
	May'10	87.35	87.92
	June'10	87.67	87.87
	July'10	86.99	87.62
	Aug'10	85.80	87.25
	Sept'10	81.66	86.34
	Oct'10	72.17	84.28
	Nov'10	78.00	83.51
	Dec'10	91.02	84.36
	Jan'11	90.59	84.99
	FEB'11	91.14	85.50
	Mar'11	24.20	80.30




MANAGER(SO/EA)

C) Weighted Avg. Entitlement of Distribution Licensees based on DERC order on re-assignment of PPA's

Stations	Period	BSES	BYPL	NDPL	NDMC	MES	IP	Jhajjar
BTPS	Apr'10	33.370	22.340	21.880	15.320	7.090		
	May'10	33.370	22.340	21.880	15.320	7.090		
	June'10	33.370	22.340	21.880	15.320	7.090		
	July'10	33.370	22.340	21.880	15.320	7.090		
	Aug'10	33.370	22.340	21.880	15.320	7.090		
	Sept'10	33.370	22.340	21.880	15.320	7.090		
	Oct'10	33.370	22.340	21.880	15.320	7.090		
	Nov'10	33.370	22.340	21.880	15.320	7.090		
	Dec'10	33.370	22.340	21.880	15.320	7.090		
	Jan'11	33.370	22.340	21.880	15.320	7.090		
	Feb'11	33.370	22.340	21.880	15.320	7.090		
	Mar'11	33.370	22.340	21.880	15.320	7.090		
	RPH	Apr'10	42.360	27.900	27.910	0.240	0.000	0.84
May'10		42.360	27.900	27.910	0.240	0.000	0.84	0.75
June'10		42.360	27.900	27.910	0.240	0.000	0.84	0.75
July'10		42.360	27.900	27.910	0.240	0.000	0.84	0.75
Aug'10		42.360	27.900	27.910	0.240	0.000	0.84	0.75
Sept'10		42.360	27.900	27.910	0.240	0.000	0.84	0.75
Oct'10		42.360	27.900	27.910	0.240	0.000	0.84	0.75
Nov'10		42.360	27.900	27.910	0.240	0.000	0.84	0.75
Dec'10		42.360	27.900	27.910	0.240	0.000	0.84	0.75
Jan'11		42.360	27.900	27.910	0.240	0.000	0.84	0.75
Feb'11		42.360	27.900	27.910	0.240	0.000	0.84	0.75
Mar'11		42.360	27.900	27.910	0.240	0.000	0.84	0.75
GT		Apr'10	42.990	28.460	28.280	0.270	0.000	
	May'10	42.990	28.460	28.280	0.270	0.000		
	June'10	42.990	28.460	28.280	0.270	0.000		
	July'10	42.990	28.460	28.280	0.270	0.000		
	Aug'10	42.990	28.460	28.280	0.270	0.000		
	Sept'10	42.990	28.460	28.280	0.270	0.000		
	Oct'10	42.990	28.460	28.280	0.270	0.000		
	Nov'10	42.990	28.460	28.280	0.270	0.000		
	Dec'10	42.990	28.460	28.280	0.270	0.000		
	Jan'11	42.990	28.460	28.280	0.270	0.000		
	Feb'11	42.990	28.460	28.280	0.270	0.000		
	Mar'11	42.990	28.460	28.280	0.270	0.000		
	PPCL	Apr'10	31.760	21.440	20.770	26.030	0.000	
May'10		31.760	21.440	20.770	26.030	0.000		
June'10		31.760	21.440	20.770	26.030	0.000		
July'10		31.760	21.440	20.770	26.030	0.000		
Aug'10		31.760	21.440	20.770	26.030	0.000		
Sept'10		31.760	21.440	20.770	26.030	0.000		
Oct'10		31.760	21.440	20.770	26.030	0.000		
Nov'10		31.760	21.440	20.770	26.030	0.000		
Dec'10		31.760	21.440	20.770	26.030	0.000		
Jan'11		31.760	21.440	20.770	26.030	0.000		
Feb'11		31.760	21.440	20.770	26.030	0.000		
Mar'11		31.760	21.440	20.770	26.030	0.000		

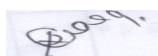
2009

MANAGER(SO/EA)

DELHI TRANSCO LIMITED

C) Cumulative Weighted Avg. Entitlement of Distribution Licensees based on DERC order on re-assignment of PPAs

Stations	Period	BSES	BYPL	NDPL	NDMC	MES	IP	Jhajjar
BTPS	Apr'10	33.370	22.340	21.880	15.320	7.090		
	May'10	33.370	22.340	21.880	15.320	7.090		
	June'10	33.370	22.340	21.880	15.320	7.090		
	July'10	33.370	22.340	21.880	15.320	7.090		
	Aug'10	33.370	22.340	21.880	15.320	7.090		
	Sept'10	33.370	22.340	21.880	15.320	7.090		
	Oct'10	33.370	22.340	21.880	15.320	7.090		
	Nov'10	33.370	22.340	21.880	15.320	7.090		
	Dec'10	33.370	22.340	21.880	15.320	7.090		
	Jan'11	33.370	22.340	21.880	15.320	7.090		
	Feb'11	33.370	22.340	21.880	15.320	7.090		
	Mar'11	33.370	22.340	21.880	15.320	7.090		
	RPH	Apr'10	42.360	27.900	27.910	0.240	0.000	0.84
May'10		42.360	27.900	27.910	0.240	0.000	0.84	0.75
June'10		42.360	27.900	27.910	0.240	0.000	0.84	0.75
July'10		42.360	27.900	27.910	0.240	0.000	0.84	0.75
Aug'10		42.360	27.900	27.910	0.240	0.000	0.84	0.75
Sept'10		42.360	27.900	27.910	0.240	0.000	0.84	0.75
Oct'10		42.360	27.900	27.910	0.240	0.000	0.84	0.75
Nov'10		42.360	27.900	27.910	0.240	0.000	0.84	0.75
Dec'10		42.360	27.900	27.910	0.240	0.000	0.84	0.75
Jan'11		42.360	27.900	27.910	0.240	0.000	0.84	0.75
Feb'11		42.360	27.900	27.910	0.240	0.000	0.84	0.75
Mar'11		42.360	27.900	27.910	0.240	0.000	0.84	0.75
GT		Apr'10	42.990	28.460	28.280	0.270	0.000	
	May'10	42.990	28.460	28.280	0.270	0.000		
	June'10	42.990	28.460	28.280	0.270	0.000		
	July'10	42.990	28.460	28.280	0.270	0.000		
	Aug'10	42.990	28.460	28.280	0.270	0.000		
	Sept'10	42.990	28.460	28.280	0.270	0.000		
	Oct'10	42.990	28.460	28.280	0.270	0.000		
	Nov'10	42.990	28.460	28.280	0.270	0.000		
	Dec'10	42.990	28.460	28.280	0.270	0.000		
	Jan'11	42.990	28.460	28.280	0.270	0.000		
	Feb'11	42.990	28.460	28.280	0.270	0.000		
	Mar'11	42.990	28.460	28.280	0.270	0.000		
	PPCL	Apr'10	31.760	21.440	20.770	26.030	0.000	
May'10		31.760	21.440	20.770	26.030	0.000		
June'10		31.760	21.440	20.770	26.030	0.000		
July'10		31.760	21.440	20.770	26.030	0.000		
Aug'10		31.760	21.440	20.770	26.030	0.000		
Sept'10		31.760	21.440	20.770	26.030	0.000		
Oct'10		31.760	21.440	20.770	26.030	0.000		
Nov'10		31.760	21.440	20.770	26.030	0.000		
Dec'10		31.760	21.440	20.770	26.030	0.000		
Jan'11		31.760	21.440	20.770	26.030	0.000		
Feb'11		31.760	21.440	20.770	26.030	0.000		
Mar'11		31.760	21.440	20.770	26.030	0.000		




MANAGER(SO/EA)


DELHI TRANSCO LIMITED
State Load Despatch Centre
Final Energy Accounts for the month of MAR'11

D) Details of Energy Scheduled to the Licensees (in Mus) from Generating Stations with in Delhi

Stations	Licensees	Scheduled Energy
BTPS	BRPL	131.655912
	BYPL	88.102696
	NDPL	86.323985
	NDMC	60.478715
	MES	27.972443
	Total	394.533750
RPH*	BRPL	32.673343
	BYPL	21.527761
	NDPL	21.521591
	NDMC	0.191206
	MES	0.000000
	IP	0.744000
	Jhajjar	0.669600
Total	77.327500	
GT(APM, PMT, RLNG)	BRPL	47.419014
	BYPL	31.396704
	NDPL	31.193526
	NDMC	0.293184
	MES	0.000000
Total	110.302428	
GT(S-RLNG)	BRPL	0.000000
	BYPL	0.000000
	NDPL	0.000000
	NDMC	0.000000
	MES	0.000000
Total	0.000000	
GT(LQ)	BRPL	0.000000
	BYPL	0.000000
	NDPL	0.000000
	NDMC	0.000000
	MES	0.000000
Total	0.000000	

*As per the Govt. of NCT of Delhi Order dated 24.12.09 w.e.f 01.11.09 to 30.06.10, the construction power for Jhajjar to the tune of 0.9 MW & 1 MW auxiliary power to IP is allocated from RPH at Ex-Bus.

As Such, The constructional Power to Jhajjar to the tune of 0.648 Mus & Auxiliary power to IP to the tune of 0.720 Mus was allocated for the month.





MANAGER(SO/EA)

DELHI TRANSCO LIMITED
State Load Despatch Centre
Final Energy Accounts for the month of MAR'11

D) Details of Energy Scheduled to the Licensees (in Mus) from Generating Stations with in Delhi

Stations	Licensees	Scheduled Energy
PPCL(APM, PMT,RLNG)	BRPL	18.307915
	BYPL	12.355729
	NDPL	11.97278
	NDMC	15.008147
	MES	0.000000
	Total	57.644569
PPCL(S-RLNG)	BRPL	0.000000
	BYPL	0.000000
	NDPL	0.000000
	NDMC	0.000000
	MES	0.000000
	Total	0.000000




MANAGER(SO/EA)

DELHI TRANSCO LIMITED

E) Details of Open Cycle Operation of GT stations (IPGCL & PPCL) in Delhi

Stations	Unit No.	Date	From(Hrs)	Date	Upto(Hrs)	
GT	1	30.03.11	13.40	30.03.11	24.00	
		31.03.11	0.00	31.03.11	0.45	
	2	02.03.11	12.12	02.03.11	18.07	
		14.03.11	17.30	14.03.11	24.00	
		16.03.11	7.55	16.03.11	20.45	
		18.03.11	8.57	18.03.11	19.25	
		23.03.11	14.47	23.03.11	24.00	
		24.03.11	7.17	24.03.11	24.00	
		25.03.11	19.37	25.03.11	24.00	
	26.03.11	19.25	26.03.11	23.59		
	3	21.03.11	6.40	21.03.11	7.30	
		26.03.11	20.32	26.03.11	23.59	
	4	21.03.11	11.06	21.03.11	12.10	
	5	14.03.11	16.16	14.03.11	16.55	
		28.03.11	3.31	28.03.11	9.20	
	6	28.03.11	3.31	28.03.11	8.35	
	PPCL	1	02.03.11	0.00	04.03.11	23.00
			07.03.11	9.38	07.03.11	4.46
09.03.11			7.57	09.03.11	16.59	
09.03.11			17.44	12.03.11	3.00	
14.03.11			7.08	14.03.11	22.00	
2		14.03.11	18.10	19.03.11	6.00	
		21.03.11	11.34	21.03.11	16.25	
		21.03.11	19.26	26.03.11	23.38	
		27.03.11	0.00	27.03.11	12.10	
		27.03.11	15.35	31.03.11	24.00	

DELHI TRANSCO LIMITED
State Load Despatch Centre
Final Energy Accounts for the month of MAR'11

F) Details of Cumulative & Monthly Energy Scheduled to Licensees from Generating Stations with in Delhi beyond Target PLF for Incentive, (in Mus) stipulated for Generating Stations

Stations	Licensees	Incentive Energy upto last month in Mus	Incentive Energy upto this month in Mus	Incentive Energy for the month in Mus
RPH	BRPL	-23.120792	-16.856868	6.263925
	BYPL	-15.234397	-11.107018	4.127378
	NDPL	-15.229425	-11.103443	4.125982
	NDMC	-0.134699	-0.098255	0.036444
	MES	0.000000	0.000000	0.000000
	IP	-0.713916	-0.505224	0.208692
	Jhajjar	-0.642524	-0.454702	0.187823
	Total	-55.075752	-40.125510	14.950242
GT	BRPL	-111.782066	-122.998546	-11.216479
	BYPL	-74.511176	-81.941826	-7.430650
	NDPL	-73.533306	-80.911814	-7.378507
	NDMC	-0.704134	-0.773590	-0.069456
	MES	0.000000	0.000000	0.000000
	Total	-260.530683	-286.625775	-26.095093
PPCL	BRPL	44.797492	2.594819	-42.202673
	BYPL	30.240380	1.751612	-28.488768
	NDPL	29.295031	1.696867	-27.598165
	NDMC	36.716073	2.126727	-34.589346
	MES	0.000000	0.000000	0.000000
	Total	141.048977	8.170025	-132.878952

(1) As per CERC order the Target PLF for BTPS is 75% for FY 08-09

(2) As per DERC order the Target PLF for GT is 70%

(3) As per DERC order the Target PLF for RPH is 70%

(4) The Target PLF for the IPGCL & PPCL are based on Tariff order for 2009-10 as per MYT norms notified by DERC.

As far as BTPS is concerned, the tariff regulations for 2009-14 would prevail.

The salient features are:

- 1) Normative Annual Plant Availability 82%
- 2) Auxilliary consumption 9.50%
- 3) Capacity Charges (inclusive of incentive) shall be calculated with the following formula
 $AFC * (NDM / NDY) * (PAFM * NAPAF)$ (in Rupees)
 AFC = Annual Fixed cost
 NAPAF = Normative Annual Plant Availability Factor in %
 NDM = Number of days in Month
 NDY = Number of days in Year
 PAFM = Plant Availability factor Achieved during the month in %
 PAFY = Plant Availability factor Achieved during the Year in %

2009

MANAGER(SO/EA)